


Accessing your account online is as easy as 1-2-3

Medical Reimbursement Debit Card Account Access

Online access makes it easy!

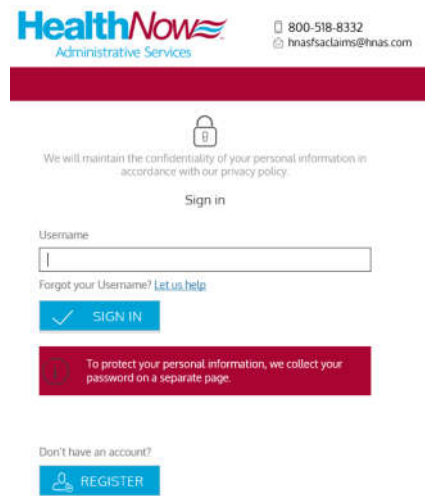
1. Home page

- Go to mywealthcareonline.com/myhnas



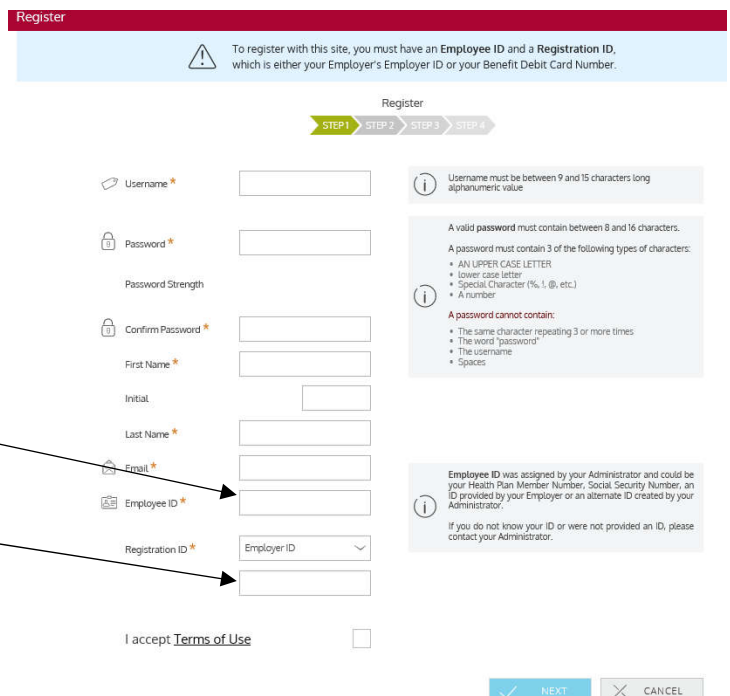
2. Create account

- First-time users must click the 'REGISTER' button to create an account
- If you previously created an account and are locked out, call 1-800-518-8332 to contact customer service for a password reset.



3. Set-up account

- At the Register screen, enter your information in all the required fields:
 - Username
 - Password
 - First and Last Name
 - Email Address
 - Employee ID (enter your **SSN**)
 - Registration ID/Employer ID: (enter: **BCIJ85**)



Click 'NEXT' and you're done!